

BRUSHCUTTER SAFETY ACCESSORIES

Available
SPRING 2010



Brushcutter System

With steel mesh visor and earmuffs, this system offers excellent face and ear protection while trimming or clearing brush.
Part #99988801510

Available
SPRING 2010




Helmet System

Includes helmet, mesh face visor and ear protection
Part #99988801500



Shin Guards

Easy-on, easy-off leg protection. Washable vinyl outer shell.
Part #103942180



Heavy-duty 4-pt Brushcutter Harness

A 4-point harness makes handling easier and more comfortable.
Part #99944200202




Safety Gloves and Glasses

See pages 70-71 for the available safety glasses and gloves



TRIMMER & BRUSHCUTTER
ACCESSORIES



The U Turn[®] Trimmer Head

allows you to reload a spool in seconds! Just insert a length of line into the holes on the side of the spool drum and twist the line onto the spool. One quick snip and you're ready to go. It's that simple!



TRIMMER & BRUSHCUTTER ACCESSORIES

Maximize Your Trimming and Brushcutting Performance with ECHO's complete line of trimmer and brushcutter accessories. From the ECHOmatic® trimmer head to our 8" clearing saw blade, we offer the right performance accessories for your trimming and cutting needs. Our pure performance Cross-Fire® line offers eight cutting edges for smooth, even grass trimming. Rapid-Loader™ offers important user features that make line changes "lightning fast."

MANUAL — NYLON LINE CUTTING HEADS

Manual cutting heads use precut lengths of line that are inserted directly into the trimmer head.



3-Line Rapid-Loader™ ECHO Head
.095" dia. line
Part #99944200221



2-Line Rapid-Loader™ ECHO Head
.095" dia. line
Part #21560056



Rapid-Loader™ Universal Head
.095" dia. line
Part #21560059

2-Line Rapid-Loader™ Head Adapter for
Stihl Curved Shaft
Part #21560057



Not Shown:
CLS Manual Head
.095" dia. line
Part #99944200180

2-Line Rapid-Loader™ Head Adapter for
Ryobi, Toro, Homelite
Part #21560058

Dual-Line SRM Manual Head
.095" dia. line
Part #21560060

TRIMMER LINE



Cross-section of Cross-Fire® line shows the eight cutting edges which shear rather than tear grass.



Round line is an economical professional-grade trimmer line.



Just insert precut line sections into the Rapid-Loader™ trimmer head and you're ready to go. Line changes are "lightning fast"!

For trimmer line information, see page 25.

TRIMMER & BRUSHCUTTER ACCESSORIES

FIXED — NYLON LINE CUTTING HEADS

Fixed cutting heads use line that is inserted into the trimmer head.



Heavy-Duty Fixed Line Head
.130" dia. line
Part #99944200220

For SRM-261T only
Part #99944200225



SRM ECHOmatic Pro™ Head
.095" dia. line
Part #21560031



SRM ECHOmatic® Head
.095" dia. line
Part #21560050

Not Shown: CLS ECHOmatic® Head
.095" dia. line
Part #99944200190



SRM ECHOmatic® II High Capacity Head
.105" dia. line
Part #99944200250



U Turn® Head
.095" dia. line
Part #99944200900



Dual-Line GT ECHOmatic® Head
.080" dia. line
Part #99944200240
Pre-wound Replacement Spool
Part #21500240



GT ECHOmatic® Head
.080" dia. line
Part #21560040
Pre-wound Replacement Spool
Part #21560240

BLADES AND CUTTING ATTACHMENTS

(See Blade Set-up Guide on page 33).

Part Number	Description
For use on grass trimmers up to 22 cc	
215311	Maxi-Cut II Weed Cutter
215113	Maxi-Cut I Replacement Fastener (3)
215513	Maxi-Cut II Replacement Fastener (3)
For use on trimmers and brushcutters 21 cc to 40 cc	
215511	Pro Maxi-Cut II Weed Cutter
215712	Pro Maxi-Cut I and Pro Maxi-Cut II Replacement Blades (12)
215213	Pro Maxi-Cut I Replacement Fastener (3)
215513	Pro Maxi-Cut II Replacement Fastener (3)
69600120331	8", 8-Tooth Grass and Weed Blade (20 mm arbor)
69600121431	8", 8-Tooth Grass and Weed Blade (25 mm arbor)
69500108331	7", 80-Tooth Brush Blade (20 mm arbor)
69500120331	8", 80-Tooth Brush Blade (20 mm arbor)
69500121431	10", 80-Tooth Brush Blade (25 mm arbor)

Part Number	Description
For use on trimmers and brushcutters 21 cc to 40 cc	
99944200130	8", 22-Tooth Clearing Saw Blade (20 mm arbor)
99944200140	8", 22-Tooth Clearing Saw Blade (25 mm arbor)
99944200030	10" Tri-Cut Plastic Blade (20 mm arbor)
99944200031	10" Tri-Cut Glide Cup
99944200035	10" Tri-Cut w/Glide Cup (20 mm arbor)
99944200040	10" Tri-Cut Plastic Blade (25 mm arbor)
99944200045	10" Tri-Cut w/Glide Cup (25 mm arbor)
99944200047	3 Cutter Metal Blade (20 mm arbor)
99944200048	3 Cutter Metal Blade (25 mm arbor)
89850308031	8" SRM Blade Protector
89852340030	10" SRM Blade Protector
99944200455	Barrier Bar

TRIMMER & BRUSHCUTTER ACCESSORIES



8", 80-Tooth Brush Blade
20 mm Arbor –
Part #69500120331

8-Tooth Grass and Weed Blade
20 mm Arbor –
Part #69600120331
25 mm Arbor –
Part #69600121431

8", 22-Tooth Clearing Saw Blade
20 mm Arbor –
Part #99944200130
25 mm Arbor –
Part #99944200140

3 Cutter Metal Blade
20 mm Arbor –
Part #99944200047
25 mm Arbor –
Part #99944200048

BLADE AND CUTTING HEAD APPLICATIONS

● Indicates recommended use.

Part Number	Model	Cutting Around Obstacles	Cutting Small Weeds	Cutting Large Weeds	Reeds, Bushes, Heavy Grass	Bushes, Small Trees
99944200900	U Turn® Head	●	●			
21560059	Rapid-Loader™ Universal Head	●	●			
21560040	GT ECHOmatic® Head	●	●			
99944200240	Dual-Line GT ECHOmatic® Head	●	●			
21560050	SRM ECHOmatic® Head	●	●			
99944200250	SRM ECHOmatic® II High Capacity Head	●	●			
21560030	SRM ECHOmatic Pro™ Head	●	●			
99944200190	CLS ECHOmatic® Head	●	●			
99944200220	Heavy-Duty Fixed Line Head	●	●	●		
21560060	SRM Manual Head	●	●			
99944200180	CLS Manual Head	●	●			
21560056	2-Line Rapid-Loader™ Head	●	●			
99944200221	3-Line Rapid-Loader™ Head	●	●			
215311	Maxi-Cut Weed Cutter		●	●		
215511	Pro Maxi-Cut Weed Cutter		●	●		
99944200030	10" Tri-Cut Plastic Blade (20 mm arbor)		●	●		
99944200040	10" Tri-Cut Plastic Blade (25 mm arbor)		●	●		
99944200047	3 Cutter Metal Blade			●	●	
69600120331	8-Tooth Grass & Weed Blade (20 mm arbor)		●	●	●	
69600121431	8-Tooth Grass & Weed Blade (25 mm arbor)		●	●	●	
69500108331	7" Brush Blade			●	●	●
69500120331	8" Brush Blade			●	●	●
69500121431	10" Brush Blade			●	●	●
99944200130	8" Clearing Saw Blade (20 mm arbor)					●
99944200140	8" Clearing Saw Blade (25 mm arbor)					●


ACCESSORIES



SRM BLADE SET-UP GUIDE

To Use These Blades	Pro Maxi-Cut Grass/Weed Blade	Rigid Plastic Tri-Cut Grass/Weed Blade	Metal Grass/Weed Blade	Metal Brush/Clearing Blade
You must install these parts! ▶	Loop Handle or Barrier Bar	Barrier Bar or U-Handle	Barrier Bar or U-Handle	U-Handle
	Metal Shield	Metal Shield	Metal Shield	Metal Shield
	Harness	Harness	Harness	Harness
	Upper Plate & Flat Washer	Upper Plate & Glide Cup	Upper/Lower Blade Plates	Upper/Lower Blade Plates
	Hex Nut	Hex Nut	Hex Nut	Hex Nut
	New Cotter Pin	New Cotter Pin	New Cotter Pin	New Cotter Pin

SAFETY MANUALS AND VIDEOS



Trimmer/Brushcutter/Clearing safety manuals	Part #X752000041
Trimmer/Brushcutter Safety Video (VHS)	Part #99922202540
Trimmer/Brushcutter Spanish Safety Video (VHS)	Part #99922203518
ECHO Safety Video and Spanish Safety Video (DVD)	Part #99922200518

BARRIER BARS

4-Bolt - Part # 99944200455
2-Bolt - Part # C405000170



**Maxi-Cut II Weed Cutter
GT-series
Part #215311**



**Pro Maxi-Cut II Weed Cutter
(requires blade
conversion kit)
Part #215511**



**10" Tri-Cut Plastic Blade
SRM-series
(requires blade
conversion kit)
Part #99944200030**



**8" SRM Blade Protector
Part #89850308031
10" SRM Blade Protector
Part #89852340030**

TRIMMER & BRUSHCUTTER
ACCESSORIES

SPECIALTY ATTACHMENTS



Model	Offset U-Handle Kit	Blade Conversion Kit	Combo U-Handle/Blade Conversion Kit	SRM/PAS Shoulder Strap Kit	GT Shoulder Strap Kit	Heavy-duty 4-Point Brushcutter Harness	Tiller/Cultivator Attachment
SRM-210/211/210i/211i/210U/211U/210SB/211SB/PAS210/211 - SN: 02001001-04999999	35130454130	99944200418 99944200422*	99944200451	99944200200	—	—	SRAC-200
SRM-210/211/210i/211i/210U/211U/210SB/211SB/230/231/230S/231S/230U/231U/PAS210/211/230/231 - SN: 05001001-07999999	35130454230	99944200418 99944200422*	99944200521	99944200200	—	99944200202	SRAC-200**
SRM-225/225i/225SB/225U	99944200435	99944200418 99944200422*	99944200445	99944200200	—	99944200202	SRAC-200
SRM-260/261/260S/261S/260U/261U/260SB/261SB/PAS-260/261	99944200661	99944200418 99944200422*	99944200561	99944200200	—	99944200202	SRAC-200**
SRM-261T	99944200661	99944200422*	99944200562	99944200200	—	99944200202	—
SRM-265/265S/265U	99944200675	99944200418 99944200422*	99944200685	99944200200	—	99944200202	SRAC-200**
SRM-265T	99944200675	99944200422*	99944200690	99944200200	—	99944200202	SRAC-200
SRM-280/280S/280U	99944200689	99944200418 99944200422*	99944200695	99944200200	—	99944200202	SRAC-200**
SRM-280T	99944200689	99944200422*	99944200700	99944200200	—	99944200202	SRAC-200
SRM-310/311/310S/311S	99944200661	99944200418 99944200422*	99944200561	99944200200	—	99944200202	SRAC-400**
SRM-340	35130455830	99944200418	—	99944200200	—	99944200202	SRAC-400
All GT Models	—	—	—	—	99944200201	—	—

* Kit 99944200422 includes 8" 8-tooth grass and weed blade (20mm arbor).

** Tiller/Cultivator attachment not available for: SRM-230S/231S/260S/261S/265S/310S/311S/2501S.